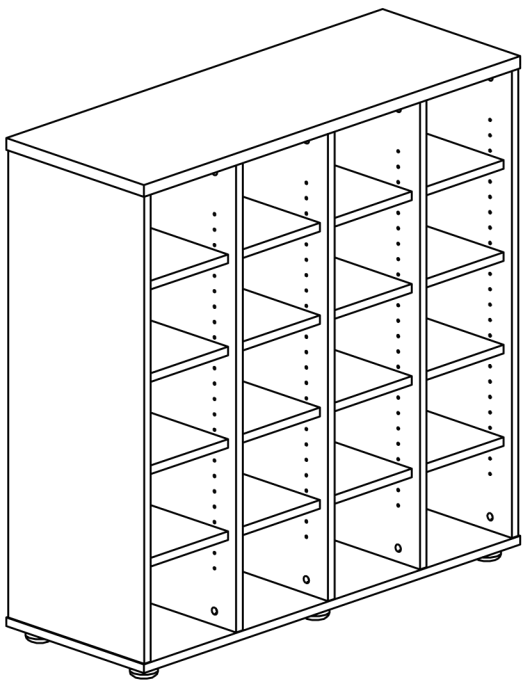








ASSEMBLY INSTRUCTIONS

PH20



2 PIECES EXTRA
SHELVES

- 
6x35
1
34PCS
- 
CAM
2
34PCS
- 
Cam Cover
3
34PCS
- 
Bot Mixix
4
72PCS
- 
CUSHIOA 25Hx φ 52
5
6PCS
- 
Screw 4x30
6
6PCS

