



**EPIC OFFICE**  
furniture.com.au



# Anvil Straightline Desk

Product Data Specification

# Anvil

# Straightline Desk

## Product Data Specification



### Standard Features

50 x 50 mm triangle end frames with flush ground weld finish

50 x 25 mm rails

Frames finished in Gloss White or Matte Black powdercoat

25 mm worksurfaces finished in White melamine on E0 grade substrate with matching PVC edge

Available with modesties on single desks

Fixed height 715 mm (incl worksurface)

Compatible with comseal cable tidy system

### Available In

Single - Desk

Shared - Straightline or Back-to-back

Fixed Height

1200w x 600d mm

1200w x 750d mm

1500w x 600d mm

1500w x 750d mm

1500w x 800d mm (scaloped)

1800w x 600d mm

1800w x 750d mm

1800w x 800d mm (scaloped)

### Optional Upgrades

Split 22 mm with Translucent PVC or Red/Black E-panel insert

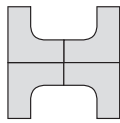
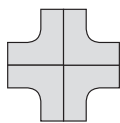
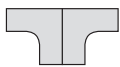
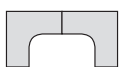
Breathe 22 mm

Studio50



Studio50  
Screens are  
Australian  
Made.

### Possible Configurations



**EPIC OFFICE**  
furniture.com.au